

COLOURS CHART



1. BEIGE
Pantone No: 4525



2. BLACK
Pantone No: 433



3. BROWN
Pantone No: 469



4. DARK BLUE
Pantone No: 2767



5. DARK GREEN
Pantone No: 342



6. EMERALD GREEN
Pantone No: 354



7. GREY
Pantone No: 430



8. LIGHT BLUE
Pantone No: 283




9. LIGHT GREEN
Pantone No: 369




10. MAROON
Pantone No: 201



11. MAUVE
Pantone No: 2567




12. ORANGE
Pantone No: 21



13. PINK
Pantone No: 182



14. PURPLE
Pantone No: 2607




15. RED
Pantone No: 485



16. ROYAL BLUE
Pantone No: 293



17. WHITE



18. YELLOW
Pantone No: 101

NOTE: Pantone numbers refer to the shade match of the colours. The colours of silks and wools selected should correspond to the relevant pantone number. This should be quoted when ordering racing colours from the manufacturer. Where colours produced on the racecourse do not comply with this range, fines may be imposed or owners may be asked to have the colours remade.